


SR-9M-HT

Stereotaxic Instruments (for Chronic Experiments on Mice)

A new standard of stereotaxic instrument for chronic experiments on mice.

The SR-9M-HT is specifically designed for chronic experiments on mice. Fixation by the chamber frame permits repeated fixations in the same position in an unanesthetized state. Thereby chronic experiments as well as acute experiments are allowed without causing damage to the animal. The SR-9M-HT can be used for visual and/or auditory experiments. The head holding device can be removed from the base plate so it can be placed under a microscope. An AP frame bar is provided, to which many different types of accessories can be attached along with the attached micromanipulator.



SR-9M-HT

Stereotaxic Instruments (for Chronic Experiments on Mice)




By bonding the chamber frame onto the head of a mouse, repeated fixations in the same position in an unanesthetized state have become possible. Once the chamber frame is fixed on the head, without the need for anesthetization, the mouse can be stereotaxically fixed without using the mouth/nose clamp or ear bars, enabling the SR-9AM to be used for visual and/or auditory experiments.

SR-9M-HT

Stereotaxic Instruments (for Chronic Experiments on Mice)

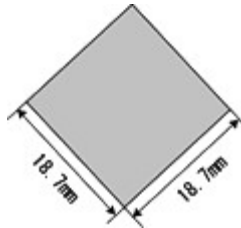
Setting Example



* Stereotaxic micromanipulators such as [SM-15R](#) is sold separately.

AP frame bar size

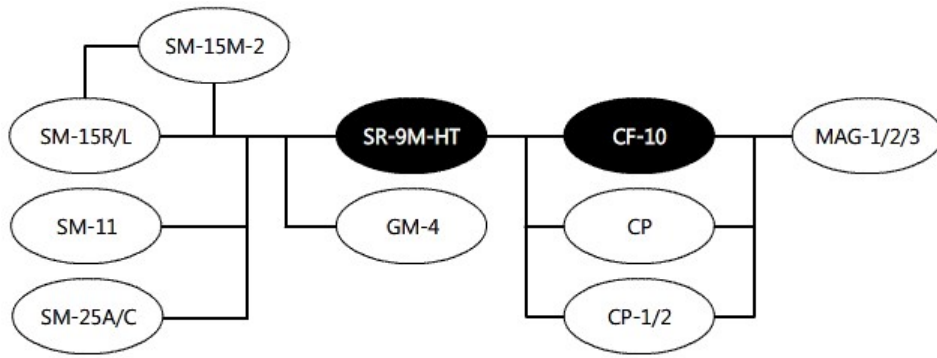
Narishige produces world standard 18.7mm square shape AP frame bar. Please be advised when mounting on your existent frames since our stereotaxic manipulators are tailored for 18.7mm AP frame bar.



Specification

Accessories included	EB-3B Ear Bars for Mice (in a pair) EB-6 Auxiliary Ear Bar for Mice CF-10 Chamber Frame (5 pcs)
Dimensions (Base plate)	W400 × D300 × H110mm
Total weight	Approx. 10.8kg

System Diagram



- refers to the model itself with standard attachments
- refers to attachable main accessories
- refers to types of mounting adaptors

Specifications are subject to change without notice.

Copyright © NARISHIGE Group. All Rights Reserved. 1999-2019